


essential
C A R A V A N S



introducing the all new

C-CLASS

CARAVAN RANGE

C-CLASS | *Our New Range*

The 'All New' Essential C-Class range of caravans is designed to provide even further luxury on our already exciting range of industry leading caravans.

Taking luxurious caravanning to the next level the C-Class range is exclusively draftsman designed where the focus is on utilising maximum storage with ease of use drawers and large cupboards throughout whilst creating a beautifully styled and appointed caravan.

The tasteful use of LED mood lighting throughout the caravan combined with the all new 2020 colour range all set the scene the moment you enter the interior of the Essential C-Class range.

The exteriors smooth lines and all new modern shape further enhance the overall experience.

*Discover the timeless elegance of the
'All New' Essential C-Class range of caravans for yourself today*

C-CLASS *Touring*



C-CLASS *Family*

C-CLASS *Semi*



C-CLASS *Off Road*



Value for money

Essential Caravans now more than ever understand the importance of satisfying customer's needs, our features are plentiful and our price is always affordable, combine this with a luxury caravan and the formula is a winning one in anyone's language.



Design & Creation

Essential Caravans have embarked on a journey of designing, creating and building the best caravans in their class. Beautiful designs, fabulous and contemporary layouts. Only the best will find their way onto our production schedule.



Our Promise to you

Breaking the mould of traditional manufacturer based thinking, the thinking behind Essential Caravans comes from a dealer background, a customer service background, a listening and taking the time to learn from the customers instead of telling them background.



The Journey

Hello and Welcome to Essential, my name is David Wilson and I am very proud to introduce our all new range of Essential Caravans. I can honestly say the entire range offers unheard of value for money and includes fixtures and fittings of the absolute highest standard. Standards you might normally expect to find in a caravan priced many thousands more.

Essential is a culmination of over 35 years' experience in the caravan industry.

Together with my experienced team of managers, builders, planner's and industry experts, I truly believe we are breaking the mould of what you would expect in a caravan in this price bracket.

At Essential Caravans we offer customer-based manufacturing and after sales service that only those with a Dealer background could understand and appreciate.

Far from a newcomer to the industry, I first started out as a caravan Service Manager some 22 years ago and learnt from the ground up what works and what doesn't work in a caravan. I also learnt the fact that customers want to be informed and included during the process, a lesson that is still adhered to today by all of my staff.

I then moved to Sales for several years and eventually became General Manager of a very large and successful caravan dealership.

On a personal level I am now fulfilling my life-long dream of building high quality vans at an affordable price. As a result, in a few short years, we have now grown to become one of the leading manufacturers in the country, which is something I'm very proud of and is a testament to our staff, sales teams and dealer network.

Designed with the most functional, attractive and comfortable layouts in mind, I'm sure you will enjoy many years of hassle-free caravanning across our beautiful country in your very own Essential Caravan.

Wishing you many happy travels,



David Wilson
Founder & Managing Director



“Essential Caravans - Built for Life”

All new luxury
C-CLASS *Touring*

Introducing the All New Essential C-Class 'Touring'.

Including all the features and benefits you would expect from an Essential Caravan but with even more elegance and style rolled into the complete package.

Contemporary designs and layouts, modern appliances and creature comforts.

"This new C-Class range feels and looks amazing"

Inspect today and see for yourself why the All New 'C-Class' Touring is setting new standards in the Australian Caravan market.



INCLUSIONS C-CLASS Touring

INTERIOR

- Premium Vinyl Flooring
- Smoke Detector
- Fire Extinguisher
- One Piece Plywood Floor
- Lift Up Under Bed Storage
(Not standard on Single Bed models)
- Recessed Cook Top with Laminex Lid Over Stove
- Square Edge Profile Benchtops
- Plastic Cutlery Drawer Insert
- Innerspring Mattress - Queen or Single Beds
- Internal Roof Height of 6'6"
- Large Mirror in Ensuite
- Large Stylish Grab Handle on Entry Wall at Door (Where available)
- Stylish Positive Locking European Door Latches with Soft Open Gas Struts
- Smooth Glide Drawers on Metal Runners
- Tri-Fold Café Table or L-Shaped Lounge
- Plush Upholstery with Side Swabs to Dinette
- Separate Shower & Toilet Ensuite with Glass Door Shower
- Full Height Linen Cupboard in Ensuite with single drawer above External Generator Compartment (except Design 2-1 and Design 10)
- Splashback & Laminate Benchtops
- 2 x Single Towel Rails and Toilet Roll Holder
- Bed Head Padding
- LED Strip Lighting, OHC - Bedroom/Lounge Kitchen/Ensuite - Kickboard Kitchen area only
- Drop Down Doors to Inner Seats
- Wardrobe Cutouts with 240V plug

ELECTRICAL

- LED External Clearance, Side and Tail Lights
- 1 x LED External Annexe Light
- LED Lighting - Roof, Kitchen, Ensuite
- 2 x LED Reading Lights in Bedroom
- 2 x LED Reading Lights in Lounge
- Smart Charger - Battery Pack incl. BPRO PM & 100Amp DC Battery
- 1 x 170W Solar Panel and 30Amp regulator
- Roof Top Digital Amplified TV Antenna
- 24" Flatscreen TV/DVD combo on Wall Mounted Bracket
- CD/Radio Player
- 2 x Internal Roof Speakers
- 2 x External Marine Speakers
- 12 Pin Trailer Plug with Charging & Fridge Cooling Capabilities
- 3 x Gas & 1 x 240V Hotplates with Griller and Full Oven
- Microwave Oven
- Gas/Electric Hot Water System
- IBIS Air Command MK4 Reverse Cycle A/C or equivalent A/C
- 12V Rangehood
- 3 Way GAS/ELEC. Fridge with Separate Freezer. Tropical Rated and Vented through Roof. Fridge size supplied Separate 2 door 190L
- Power Points (2 x Bedroom, 1 x Kitchen, 1 x Lounge, 1 x Ensuite)
- 240V 15Amp Inlet & 240V 10Amp Outlet
- Circuit Breaker & Earth Leakage
- Reversing Camera and Car Monitor Kit
- 12V/USB Socket at Kitchen Table and Outside Table
- 12V Benchtop Phone Charger - Bedside Tables
- TV Coaxial Point at Outside Table
- LED Entry Light and Grab Handle
- 12V Fan Hatch to Shower & Toilet
- Top Load Washing Machine (Design 2 Fitted with wall mount WM) (Design 9 fitted with front loading WM)
- Porcelain Bowl Toilet
- 50Amp Anderson Plug
- Portable Solar Charge Point

EXTERIOR

- Fully Insulated Roof and Walls with Meranti Timber Frame (Gold Batt Fibreglass to Roof and Styrofoam to Walls)
- Quality Roll Out Awning
- Double Glazed Push Out European Style Windows & Integrated Blinds with 'Midge Proof' Flyscreens
- Black External Trim
- Front Window with Protector Shade (included in Design IC, ID, IF and 8 only)
- Fully Galvanized Lined Front Tunnel Boot with Large Access Doors to Both Sides
- Black Checker Plate Front, Sides & Rear (600mm High)
- Aluminium Composite Silver Gloss Cladding, Sides only
- Aluminium Composite Black Gloss Cladding, Front and Rear
- Security Mesh Locking Door 2 Radius Cnr Main Door
- 2 x Mini Roof Skylights with Blind & Flyscreen 1 in bedroom + 1 in Lounge (Design 1 - 1 x Skylight Only)
- Quality Metal Grab Handles to Each Corner of Van
- External Large Fold Down Picnic Table
- Fully Galvanized Lined Generator Compartment (except Design 2-1 and Design 10)
- Checkerplate Door Entry Surround
- Wheel Spats

PLUMBING

- Flick Mixer Taps - Kitchen and Ensuite
- Mains Pressure Water Inlet
- Waste Water Outlet
- 2 x Lockable Water Tank Inlet
- 2 x Up to 95L Water Tanks
- 2 x 9Kg Gas Bottles with Changeover Selector Tap and Gas Regulator
- 12V Water Pump
- Large Deep Bowl Stainless Kitchen Sink with Drainer
- A-Frame Mains Pressure Tap
- External Gas Bayonet near Front Tunnel Boot
- Digital Water Tank Gauges
- China Vanity to Ensuite
- Filtered Water Tap at Kitchen Sink

CHASSIS

- Supagal Australian Made Chassis
- 4" Heavy Duty Chassis up to 21'6 models
- 6" Heavy Duty Chassis above 21'6 models
- 2" Chassis Raiser on 4" chassis only
- 205/70/R15 Light Truck Tyres & 15" Alloy Wheels up to 21'6 models
- 235/75/R15 All Terrain Tyres & 15" Alloy Wheels above 21'6 models
- 245/75/R16 All Terrain Tyres & 16" Alloy Wheels (Design 1 & 1-1 only)
- 8" Jockey Wheel
- Wind Up Jack and Wheel Brace
- 50mm Ball Coupling
- Heavy Duty 3 Arm Bumper
- Spare Wheel Fitted to Bumper Bar
- Lockable Coupling with Twin Safety Chains
- 10" Electric Brakes to All Wheels Except Design 1 and Design 1-1 uses 12" Brakes
- Straight Hollow Axles except Design 1 and Design 1-1 use solid 2.5T Beam Axle
- A-Frame Tap with Protection
- Drop Down Stabilizer Jack Legs
- Break-Away Safety System
- Galvanised Wheel Arches
- Water Tank Galvanised Stoneguard Protection
- Leaf Spring Suspension
- Mesh Rack on A-Frame
- Large Jockey Wheel Clamp



All new luxury

C-CLASS *Family*

Essential C-Class Family setting new standards for Australian Family touring.

Available in Touring, Semi Off Road and Off Models, the All New Essential C-Class Family caravan series will make your family feel right at home wherever your journey takes you.

Compare the features, compare the price, compare quality and we think you will agree the C-Class range of Family Caravans ticks all the boxes when you decide to start exploring with your family.

Inspect today and see for yourself why the All New 'C-Class' Family is setting new standards in caravanning.



INCLUSIONS C-CLASS Family

INTERIOR

- Premium Vinyl Flooring
- Large Cupboard Door to Under Bunk Storage (2 bunk model only)
- Concertina Door to Separate Bunk Area
- Smoke Detector
- Fire Extinguisher
- One Piece Plywood Floor
- Lift UP Under Main Bed Storage
- Recessed Cook Top with Laminex Lid Over Stove
- Square Edge Profile Benchtops
- Plastic Cutlery Drawer Insert
- Innerspring Mattress - Queen 6'2 x 5'
- Internal Roof Height of 6'6"
- Smooth Glide Drawers on Metal Runners
- Stylish Positive Locking European Door Latches with Soft Open Gas Struts
- Mirror in Ensuite
- L-Shape Lounge (Design 1F, Design 2F & Design 2-6 std.)
- Club Lounge (Design 2-5F and Design 3F std.)
- Plush Upholstery with Side Swabs to Dinette
- Separate Shower & Toilet Ensuite with Glass Door Shower
- 2 x Single Towel Rails and Toilet Roll Holder
- Bed Head Padding
- LED Strip Lighting, OHC - Bedroom/Lounge Kitchen/Ensuite - Kickboard Kitchen area only
- Wardrobe Cutouts with 240V plug
- Linen Cupboard Storage (Design 2-6 Only)

ELECTRICAL

- LED External Clearance, Side and Tail Lights
- 1 x LED External Annexe Light
- LED Lighting - Roof, Kitchen, Ensuite
- 2 x LED Reading Lights in Bedroom
- 2 x LED Reading Lights in Lounge
- Smart Charger - Battery pack incl. BMPRO PM, 1 x 100AMP DC Battery
- 1 x 170w Solar Panel and 30Amp Regulator
- Roof Top Digital Amplified TV Antenna
- 24" Flatscreen TV/DVD Combo on Wall Mounted Bracket
- CD/Radio Player
- 2 x Internal Roof Speakers
- 2 x External Marine Speakers
- 12 Pin Trailer Plug with Charging and Fridge Cooling Capabilities
- 3 x Gas & 1 x 240V Hotplates with Griller and Full Oven
- Microwave Oven
- Gas/Electric Hot Water System
- 3 Way GAS/ELEC. Fridge with Separate Freezer. Tropical Rates and Vented through Roof. Fridge size supplied Separate 2 door 190L
- IBIS Air Command MK4 Rev. Cycle AC or equivalent Air-Conditioner
- 12V Rangehood
- Power Points (2 x Bedroom, 1 x Kitchen, 1 x Lounge, 1 x Ensuite)
- 240V 15Amp Inlet & 240V 10Amp Outlet
- Circuit Breaker & Earth Leakage
- Reversing Camera and Car Monitor Kit
- 12V/USB Socket at Kitchen Table, Bedside, Outside table and bunks
- 12V Benchtop Phone Charger - Bedside Tables
- TV Coaxial Point at Outside Table
- LED Entry Light and Grab Handle
- 12V Fan Hatch to Shower & Toilet
- Porcelain Bowl Toilet
- 50Amp Anderson Plug
- Portable Solar Charge Point

EXTERIOR

- New Look Shape and Decals
- Large Access Hatch Door to Under Bunk Storage (2 bunk model only)
- Fully Insulated Roof and Walls with Meranti Timber Frame (Gold Batt Fibreglass Roof and Styrofoam to Walls)
- Quality Roll Out Awning
- Double Glazed Push Out European Style Windows & Integrated Blinds with 'Midge Proof' Flyscreens
- Front Window & Protector Shade (Included in Design IJF only)
- Fully Galvanised Lined Front Tunnel Boot with Large Access Doors to Both Sides
- Black Checker Plate Front, Sides & Rear (600mm High)
- Black External Trim
- Aluminium Composite Silver Gloss Cladding, Sides only
- Aluminium Composite Black Gloss Cladding, Front & Rear
- Security Mesh Locking Door 2 Radius Cnr Main Door
- 2 x Mini Roof Skylights with Blind & Flyscreen 1 in Bedroom + 1 in Lounge
- Quality Metal Grab Handles to each Corner of Van
- External Large Fold Down Picnic Table
- Checkerplate Door Entry Surround
- Wheel Spats
- Galvanised Lined Storage Box (Design 2-6 Only)

PLUMBING

- Flick Mixer Taps - Kitchen and Ensuite
- Mains Pressure Water Inlet
- Waste Water Outlet
- 2 x Lockable Water Tank Inlet
- 2 x Up to 95L Water Tanks
- 2 x 9Kg Gas Bottles with Changeover Selector Tap and Gas Regulator
- 12V Water Pump

- Large Deep Bowl Stainless Kitchen Sink with Drainer
- Frame Mains Pressure Tap
- Frame Mains Pressure Tap
- External Gas Bayonet near Front Tunnel Boot
- Digital Water Tank Gauges
- China Vanity to Ensuite
- Filtered Water Tap at Kitchen Sink

CHASSIS

- 4" Heavy Duty Chassis, 6" Heavy Duty Chassis on Chassis over 21'6
- 4" A-Frame Return to Spring Hangers, 6" A-Frame Return to Spring Hangers on chassis over 21'6
- 2" Chassis Raiser on 4" chassis only
- 205/70/R15 Light Truck & 15" Alloy Wheels
- 235/75R15 All Terrains on Chassis over 21'6
- 8" Jockey Wheel
- Wind Up Jack
- 50mm Ball Coupling
- Heavy Duty 3 Arm Bumper
- Spare Wheel Fitted to Bumper Bar Bolt On
- Lockable Coupling with Twin Safety Chains
- 10" Electric Brakes to All Wheels
- Straight Axles Hollow
- A-Frame Tap with protector
- Drop Down Stabilizer Stands
- Brakesafe Break-Away Safety System
- Galvanized Wheel Arches
- Water Tank Stoneguard/s
- Leaf Spring Suspension
- Mesh on A-Frame



All new luxury

C-CLASS *Semi*

Designed for Comfort, Control and Durability on bitumen and graded dirt roads, the All New Essential C-Class 'Semi' is sure to inspire.

Essential C-Class 'Semi' range of caravans are designed to offer increased freedom and flexibility from the standard 'Touring' Model. Experience tells us that not all travellers are looking to stick exclusively to the 'black top'.

The All New C-Class 'Semi' will allow the freedom to explore with increased clearance, extra battery power and independent suspension all rolled into this stylish semi off road caravan.

Inspect today and see for yourself why the All New 'C-Class' Semi is setting new standards in caravanning.



INCLUSIONS C-CLASS Semi

INTERIOR

- Premium Vinyl Flooring
- Smoke Detector
- Fire Extinguisher
- One Piece Bonded Plywood Floor
- Lift Up Under Bed Storage (Not standard on Single Bed models)
- Recessed Cook Top with Laminex Lid Over Stove
- Square Edge Profile Benchtops
- Plastic Cutlery Drawer Insert
- Innerspring Mattress - Queen or Single Beds
- Internal Roof Height of 6'6"
- Large Mirror in Ensuite
- Large Stylish Grab Handle on Entry Wall at Door (Where available)
- Stylish Positive Locking European Door Latches with Soft Open Gas Struts
- Smooth Glide Drawers on Metal Runners
- Tri-Fold Café Table or L-Shaped Lounge
- Plush Upholstery with Side Swabs to Dinette
- Separate Shower & Toilet Ensuite with Glass Door Shower
- Full Height Linen Cupboard in Ensuite with single drawer above External Generator Compartment (except Design 2-1 and Design 10)
- Perspex Splashback & Laminate Benchtops
- 2 x Single Towel Rails and Toilet Roll Holder
- Bed Head Padding
- LED Strip Lighting, OHC - Bedroom/Lounge Kitchen/Ensuite - Kickboard Kitchen area only
- Drop Down Doors to Inner Seats
- Wardrobe Cutouts with 240V plug

ELECTRICAL

- LED External Clearance, Side and Tail Lights
- 1 x LED External Annexe Light
- LED Lighting - Roof, Kitchen, Ensuite
- 2 x LED Reading Lights in Bedroom
- 2 x LED Reading Lights in Lounge
- Smart Charger - Battery Pack incl. BMPRO PM
- 2 x 100Amp DC Batteries

- 2 x 170W Solar Panels and 30Amp regulator
- Roof Top Digital Amplified TV Antenna
- 24" Flatscreen TV/DVD combo on Wall Mounted Bracket
- CD/Radio Player
- 2 x Internal Roof Speakers
- 2 x External Marine Speakers
- 12 Pin Trailer Plug with Charging & Fridge Cooling Capabilities
- 3 x Gas & 1 x 240V Hotplates with Griller and Full Oven
- Microwave Oven
- Gas/Electric Hot Water System
- IBIS Air Command MK4 Reverse Cycle A/C or equivalent A/C
- 12V Rangehood
- 3 Way GAS/ELEC. Fridge with Separate Freezer, Tropical Rated and Vented through Roof. Fridge size supplied Separate 2 door 190L
- Power Points (2 x Bedroom, 1 x Kitchen, 1 x Lounge, 1 x Ensuite)
- 240V 15Amp Inlet & 240V 10Amp Outlet
- Circuit Breaker & Earth Leakage
- Reversing Camera and Car Monitor Kit
- 12V/USB Socket at Kitchen Table and Outside Table
- 12V Benchtop Phone Charger - Bedside Tables
- TV Coaxial Point at Outside Table
- LED Entry Light and Grab Handle
- 12V Fan Hatch to Shower & Toilet
- Top Load Washing Machine (Design 2 fitted with wall mount WM) (Design 9 fitted with front loading WM)
- Porcelain Bowl Toilet
- 50Amp Anderson Plug
- Portable Solar Charge Point

EXTERIOR

- Fully Insulated Roof and Walls with Meranti Timber Frame (Gold Batt Fibreglass to Roof and Styrofoam to Walls)
- Quality Roll Out Awning

- Double Glazed Push Out European Style Windows & Integrated Blinds with 'Midge Proof' Flyscreens
- Black External Trim
- Front Window with Protector Shade (included in Design 1C, 1D, 1F and 8 only)
- Fully Galvanized Lined Front Tunnel Boot with Large Access Doors to Both Sides
- Black Checker-Plate Front, Sides & Rear (600mm High)
- Aluminium Composite Panel Silver Metallic - Sides only
- Heritage Grey Composite Panel Front & Rear
- Security Mesh Locking Door 2 Radius Cnr Main Door
- 2 x Mini Roof Skylights with Blind & Flyscreen 1 in bedroom + 1 in Lounge (Single Axle Vans 1 x Skylight Only)
- Quality Metal Grab Handles to each Corner of Van
- External Large Fold Down Picnic Table
- Fully Galvanised Lined Generator Compartment (Except Design 2-1 and Design 10)
- Checker plate Door Entry Surround
- Wheel Spats
- Aluminium Step

PLUMBING

- Flick Mixer Taps - Kitchen and Ensuite
- Mains Pressure Water Inlet
- Waste Water Outlet
- 2 x Lockable Water Tank Inlet
- 2 x Up to 95L Water Tanks
- 2 x 9Kg Gas Bottles with Changeover Selector Tap and Gas Regulator
- 12V Water Pump
- Large Deep Bowl Stainless Kitchen Sink with Drainer
- A-Frame Mains Pressure Tap
- External Gas Bayonet near Front Tunnel Boot
- Digital Water Tank Gauges

- China Vanity to Ensuite
- Filtered Water Tap at Kitchen Sink
- Grey Water Tank

CHASSIS

- Supagal Australian Made Chassis
- 6" Heavy Duty Chassis
- 2" Riser to all models (Excluding Design 1C, 1D, 1F & 1JF)
- 235/75/R15 All Terrain Tyres & 15" Alloy Wheels
- 245/75/R16 All Terrain Tyres & 16" Alloy Wheels (Design 1 & 1-1 only)
- 8" Jockey Wheel
- Wind Up Jack and Wheel Brace
- D035 Recessed Hitch Coupling
- Heavy Duty 3 Arm Bumper
- Spare Wheel Fitted to Bumper Bar
- Twin Safety Chains
- 10" Electric Brakes to All Wheels Except Single Axles use 12" Brakes
- A-Frame Tap with Protection
- Drop Down Stabilizer Jack Legs
- Break-Away Safety System
- Galvanised Wheel Arches
- Water Tank Checker Plate Protection
- Alpha 'Ultra Duty' Single Shock 3.3T Ind. Suspension (Tandem)
- Alpha 'Extreme Duty' Twin Shock 2.7T Ind. Suspension (Single Axle Vans ONLY)
- Large Jockey Wheel Clamp
- Batteries Chassis Mounted (offside)
- Extended A frame
- Large Tool Box with Jerry Can Holders



Essential Off Road and Semi Off Road range of caravans and also including 'Upgraded Independent Suspension Touring caravans, have been designed and constructed to give added strength and ground clearance. For limited unsealed road usage. Gas venting regulations and other construction restraints limit the effectiveness of these caravans against dust and water penetration. Under no circumstances should these caravans be exposed to water crossings at, or above, body floor level. Essential Caravans strongly recommend towing at a safe speed according to travel conditions with extra care and attention required on uneven surfaces. Essential Caravans off-road caravans are not designed for hard impact or heavy landings or severely rutted roads or tracks. C-Class Semi Off Road and Off Road Models are not designed for any surface other than sealed or graded gravel and graded dirt roads. Under no circumstances are Semi Off Road models to be taken over corrugations or rutted roads. Off Road and Semi Off Road Essential Caravans are not designed for use on 'Four Wheel Drive Only' tracks under any circumstances.

All new luxury C-CLASS *Off Road*

Introducing the 'All New' C-Class Off Road caravan series.

Built tough and strong to take the hits, the C-Class 'Off Road' will impress.

Boasting 340Watts of solar, digital Battery Management System, nearly 300 litres of fresh water*, serious under floor protection and coming in thousands (\$\$\$) under its nearest rivals if your fair dinkum about purchasing an 'Off Road' caravan this caravan must be on your radar.

"Serious Off Road caravan travellers need to be putting this van on their wish list"

Inspect today and see for yourself why the All New 'C-Class' Off Road is setting new standards in the Australian Caravan market.



INCLUSIONS C-CLASS Off Road

INTERIOR

- Premium Vinyl Flooring
- Smoke Detector
- Fire Extinguisher
- One Piece Bonded Plywood Floor
- Lift Up Under Bed Storage (Not standard on Single Bed models)
- Recessed Cook Top with Laminex Lid Over Stove
- Square Edge Profile Benchtops
- Plastic Cutlery Drawer Insert
- Innerspring Mattress - Queen or Single Beds
- Internal Roof Height of 6'6"
- Large Mirror in Ensuite
- Large Stylish Grab Handle on Entry Wall at Door (Where available)
- Stylish Positive Locking European Door Latches with Soft Open Gas Struts
- Smooth Glide Drawers on Metal Runners
- Tri-Fold Café Table or L-Shaped Lounge
- Plush Upholstery with Side Swabs to Dinette
- Separate Shower & Toilet Ensuite with Glass Door Shower
- Full Height Linen Cupboard in Ensuite with single drawer above External Generator Compartment (except Design 2-1 and Design 10)
- Perspex Splashback & Laminate Benchtops
- 2 x Single Towel Rails and Toilet Roll Holder
- Bed Head Padding
- LED Strip Lighting, OHC - Bedroom/Lounge Kitchen/Ensuite - Kickboard Kitchen area only
- Drop Down Doors to Inner Seats
- Wardrobe Cutouts with 240V plug

ELECTRICAL

- LED External Clearance, Side and Tail Lights
- 1 x LED External Annexe Light
- LED Lighting - Roof, Kitchen, Ensuite
- 2 x LED Reading Lights in Bedroom
- 2 x LED Reading Lights in Lounge
- Smart Charger - Battery Pack incl. BMAPRO SR with Digital Trek Monitor Display
- 2 x 100Amp DC Batteries
- 2 x 170W Solar Panels and 30Amp regulator
- Roof Top Digital Amplified TV Antenna
- 24" Flatscreen TV/DVD combo on Wall Mounted Bracket
- CD/Radio Player
- 2 x Internal Roof Speakers
- 2 x External Marine Speakers
- 12 Pin Trailer Plug with Charging & Fridge Cooling Capabilities
- 3 x Gas & 1 x 240V Hotplates with Griller and Full Oven
- Microwave Oven
- Gas/Electric Hot Water System
- IBIS Air Command MK4 Reverse Cycle A/C or equivalent A/C
- 12V Rangehood
- 3 Way GAS/ELEC. Fridge with Separate Freezer. Tropical Rated and Vented through Roof. Fridge size supplied Separate 2 door 190L
- Power Points (2 x Bedroom, 1 x Kitchen, 1 x Lounge, 1 x Ensuite)
- 240V 15Amp Inlet & 240V 10Amp Outlet
- Circuit Breaker & Earth Leakage
- Reversing Camera and Car Monitor Kit
- 12V/USB Socket at Kitchen Table and Outside Table
- 12V Benchtop Phone Charger - Bedside Tables
- 12V Plug located above Offside Wheels
- TV Coaxial Point at Outside Table
- LED Entry Light and Grab Handle
- 12V Fan Hatch to Shower & Toilet
- Top Load Washing Machine (Design 2 Fitted with wall mount WM) (Design 9 fitted with front loading WM)
- Porcelain Bowl Toilet
- 50Amp Anderson Plug
- Portable Solar Charge Point
- LED Work Lights - Front, Rear and Offside

EXTERIOR

- Fully Insulated Roof and Walls with Meranti Timber Frame (Gold Batt Fibreglass to Roof and Styrofoam to Walls)
- Quality Roll Out Awning
- Quality Mesh Stone Guard with Mudflaps
- Double Glazed Push Out European Style Windows & Integrated Blinds with 'Middle Proof' Flyscreens
- Black External Trim
- Front Window with Protector Shade (included in Design IC, ID, IF and 8 only)
- Fully Galvanized Lined Front Tunnel Boot with Large Access Doors to Both Sides
- Black Checker-Plate Front, Sides & Rear (800mm High)
- Aluminium Composite Smooth White Panel, Front, rear and sides
- Security Mesh Locking Door 2 Radius Cnr Main Door
- 2 x Mini Roof Skylights with Blind & Flyscreen 1 in bedroom + 1 in Lounge (Single Axle Vans 1 x Skylight Only)
- Quality Metal Grab Handles to each Corner of Van
- External Large Fold Down Picnic Table
- Fully Galvanised Lined Generator Compartment (Except Design 2-1 and Design 10)
- Checker plate Door Entry Surround
- Checker Plate Wheel Spats
- Aluminium Step
- Pressure Hatch

PLUMBING

- Flick Mixer Taps - Kitchen and Ensuite
- Mains Pressure Water Inlet
- Waste Water Outlet
- 3 x Lockable Water Tank Inlets
- 3 x Up to 95L Water Tanks (2 x 95L Tanks Single Axle Vans and Design 2 & 2-1)
- 2 x 9Kg Gas Bottles with Changeover Selector Tap and Gas Regulator
- 12V Water Pump
- Large Deep Bowl Stainless Kitchen Sink with Drainer
- A-Frame Mains Pressure Tap
- External Gas Bayonet near Front Tunnel Boot
- Digital Water Tank Gauges - (Trek Display)
- China Vanity to Ensuite

- Filtered Water Tap at Kitchen Sink
- Grey Water Tank
- External Shower

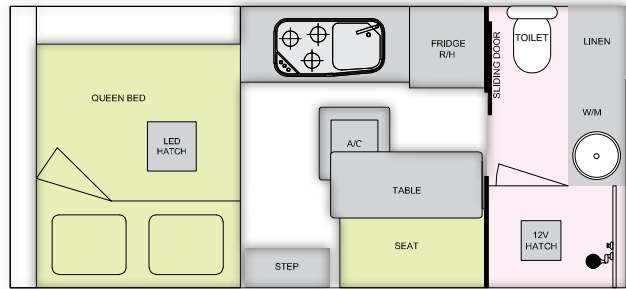
CHASSIS

- Supagal Australian Made Chassis
- 6" Heavy Duty Chassis
- 2" Chassis Raiser
- 265/75/R16 Mud Terrain Tyres & 16" Mainline Matte Black Alloy Wheels
- 8" Jockey Wheel
- Wind Up Jack and Wheel Brace
- D035 Recessed Hitch Coupling
- Heavy Duty 3 Arm Bumper
- Spare Wheel Fitted to Bumper Bar
- Twin Safety Chains
- 12" Electric Brakes to All Wheels
- A-Frame Tap with Protection
- Drop Down Stabilizer Jack Legs
- Break-Away Safety System
- Galvanised Wheel Arches
- Beam to Beam Full Checkerplate Underfloor Plumbing Protection
- Alpha 'Extreme Duty' Twin Shock 2.7T Ind. Suspension (Single Axle Vans ONLY)
- Alpha 'Extreme Duty' Twin Shock 3.7T Ind. Suspension (Tandem Axle Vans ONLY)
- Large Jockey Wheel Clamp
- Batteries Chassis Mounted (offside)
- Extended A frame 450mm
- Large Tool Box with Jerry Can Holders (inc. Generator Slide Out)

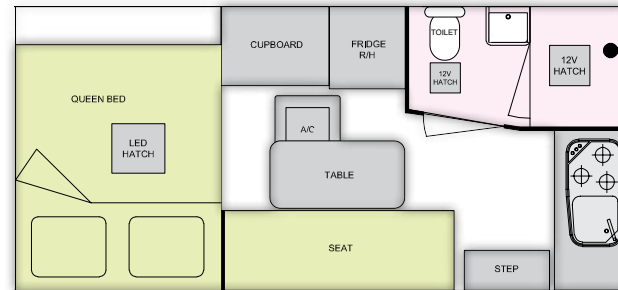


Essential Off Road and Semi Off Road range of caravans and also including 'Upgraded Independent Suspension Touring caravans, have been designed and constructed to give added strength and ground clearance. For limited unsealed road usage. Gas venting regulations and other construction restraints limit the effectiveness of these caravans against dust and water penetration. Under no circumstances should these caravans be exposed to water crossings at, or above, body floor level. Essential Caravans strongly recommend towing at a safe speed according to travel conditions with extra care and attention required on uneven surfaces. Essential Caravans off-road caravans are not designed for hard impact or heavy landings or severely rutted roads or tracks. C-Class Semi Off Road and Off Road Models are not designed for any surface other than sealed or graded gravel and graded dirt roads. Under no circumstances are Semi Off Road models to be taken over corrugations or rutted roads. Off Road and Semi Off Road Essential Caravans are not designed for use on 'Four Wheel Drive Only' tracks under any circumstances.

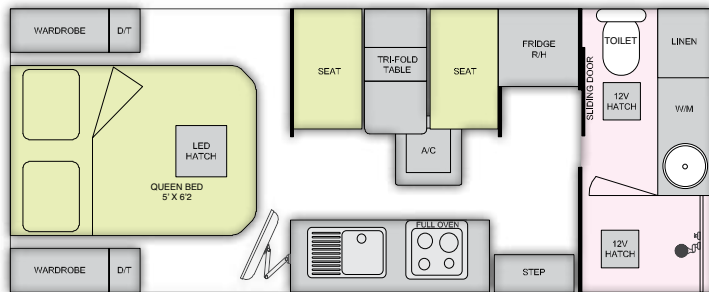
Floor Plans



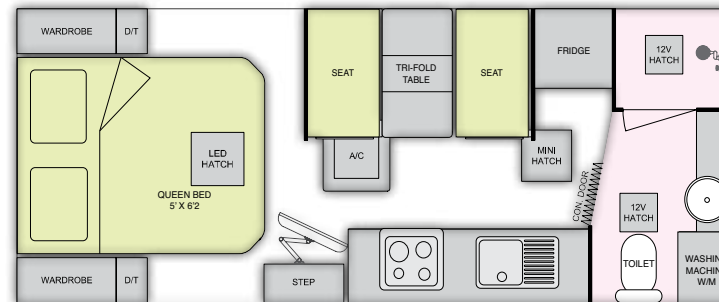
VAN 1C - 15'6"



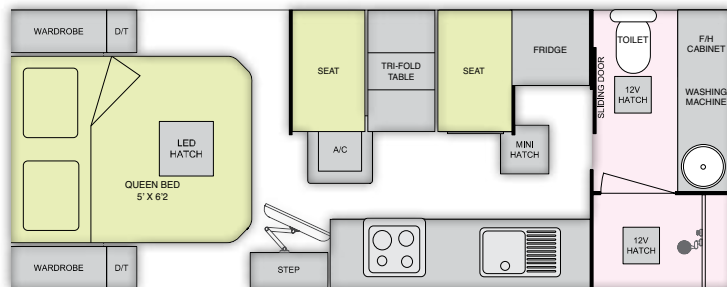
VAN 1D - 16'6"



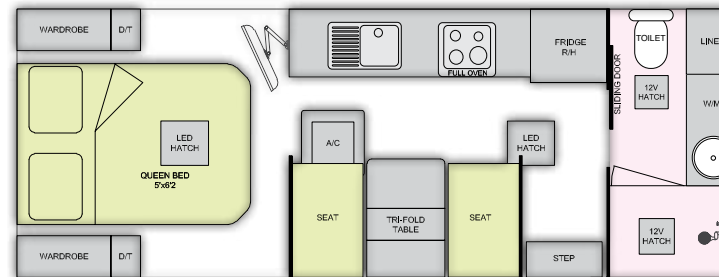
VAN 1-1 - 18'8"



VAN 2 - 19"



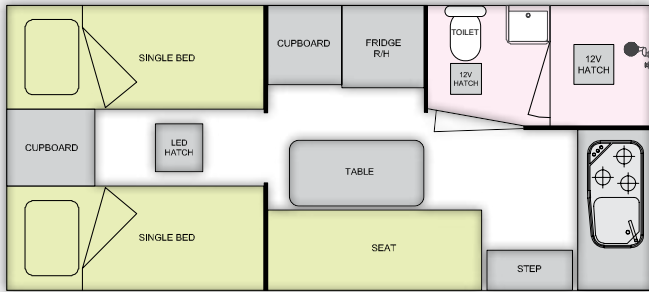
VAN 4 - 19'8"



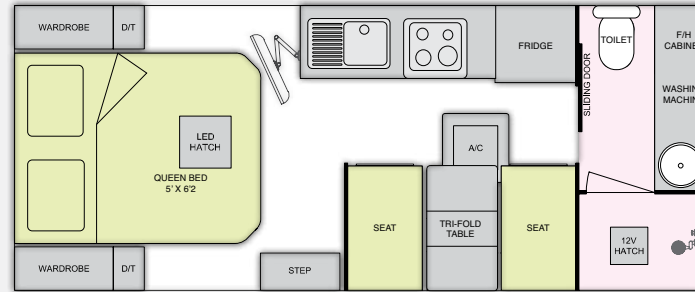
*VAN 5 - 20"



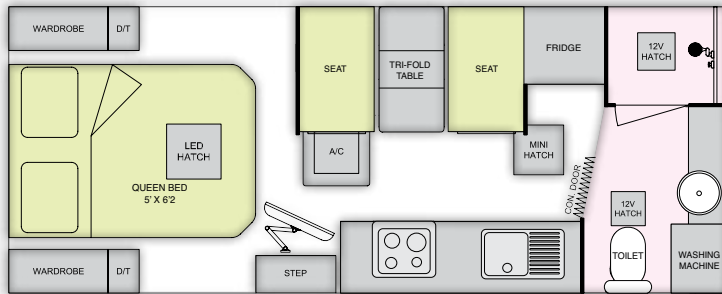
All Listed measurements are external
*NOT AVAILABLE IN SEMI AND OFF ROAD MODELS



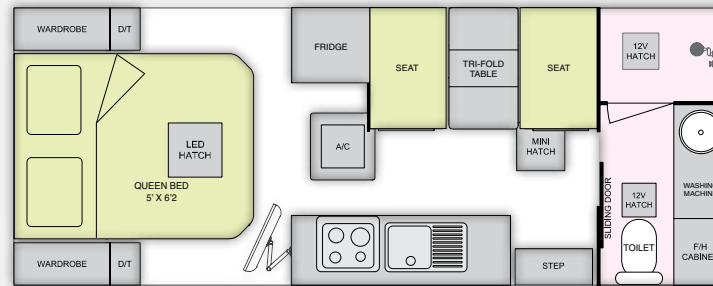
VAN 1F - 16'6"



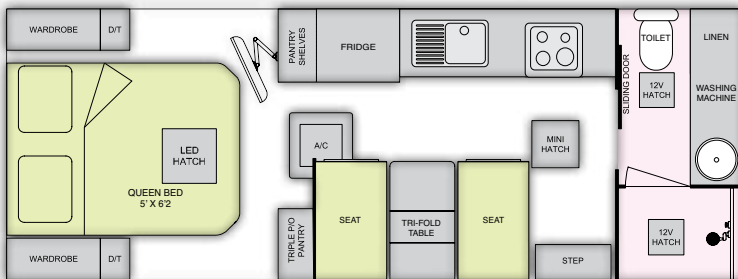
VAN 1 - 18'6"



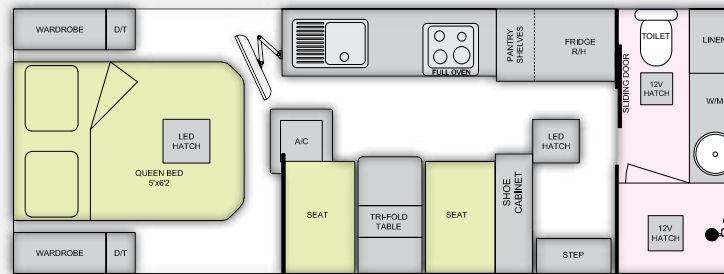
VAN 2-1 - 19'



*VAN 3 - 19'6"

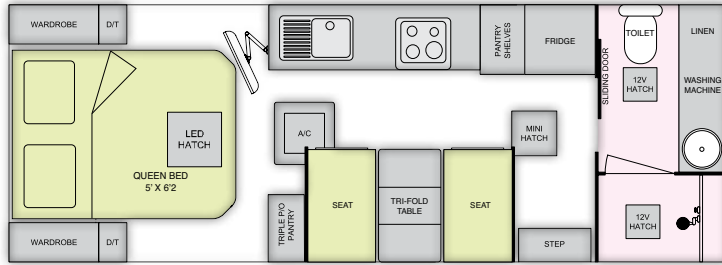


VAN 5-1 - 20'6"

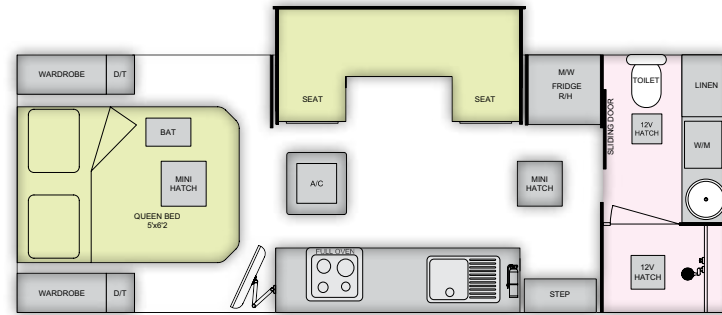


VAN 5-2 - 20'6"

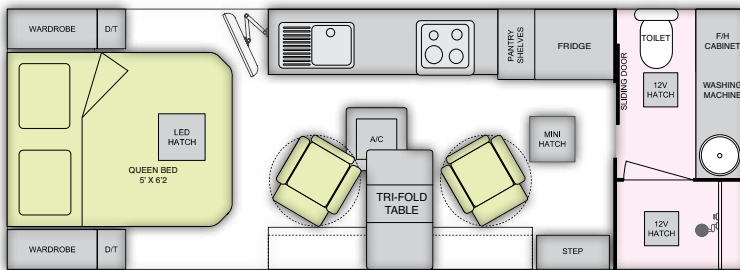




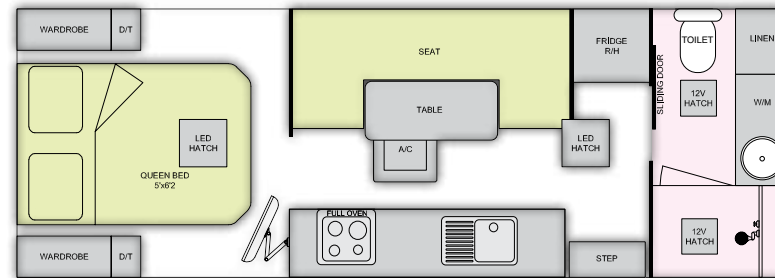
VAN 6-1-21"



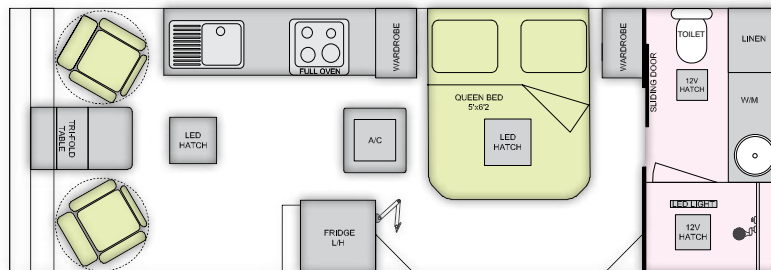
VAN 6-2
CLUB SLIDE OUT



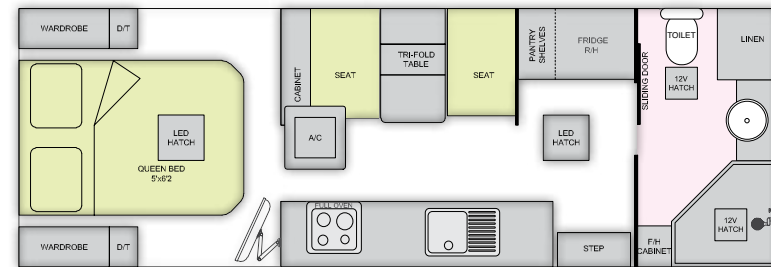
VAN 7-21'6"
RECLINER



VAN 7-1-21'6"



VAN 8-21'10"
RECLINER

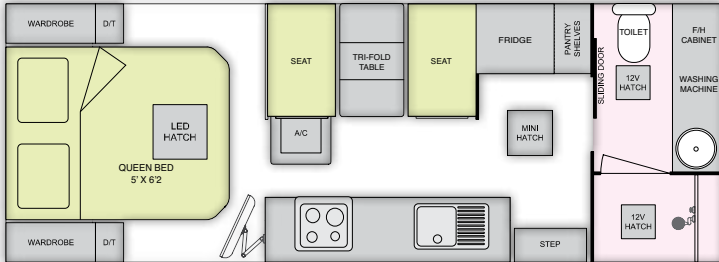
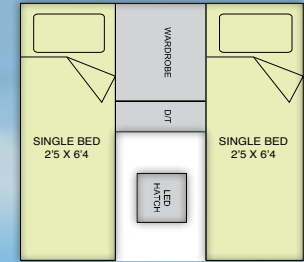


VAN 9-21'10"

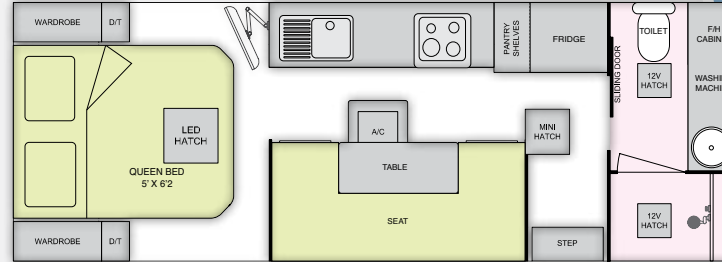


All Listed measurements are external
^AVAILABLE TOURING MODEL ONLY

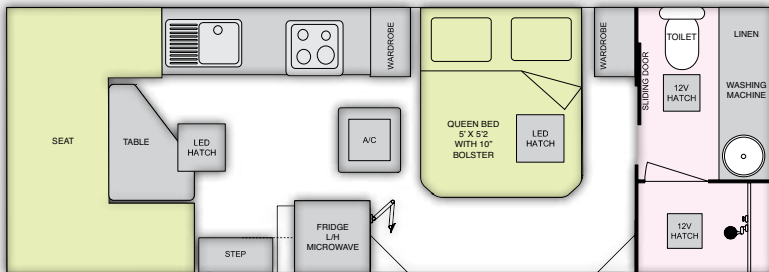
SINGLE BED OPTIONS



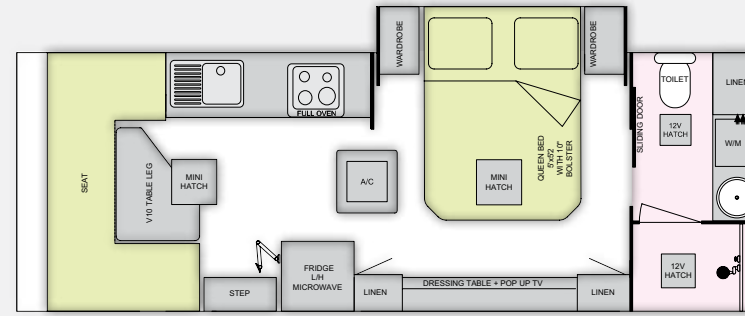
VAN 6-6 - 21'



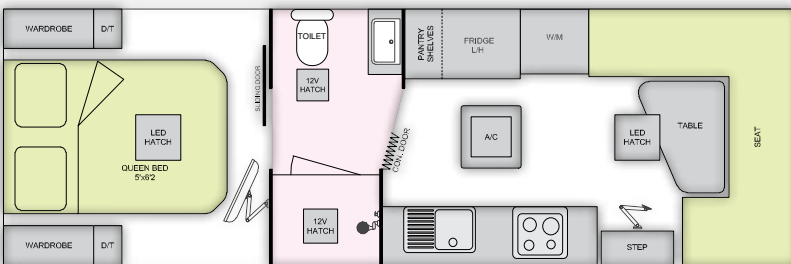
VAN 7 CLUB - 21'6''



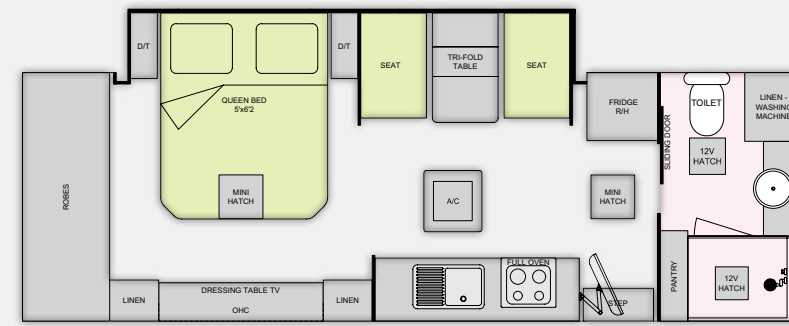
VAN 8 CLUB - 21'10''



VAN 8 CLUB SLIDE OUT



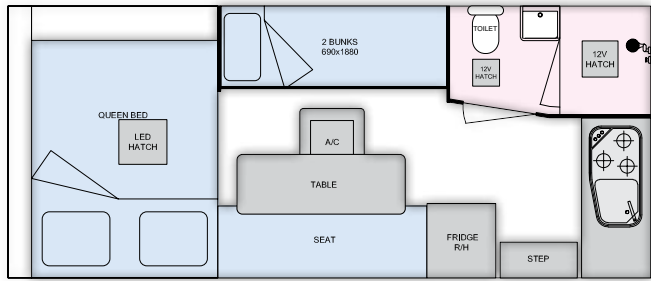
^VAN 10 - 22'10''



^VAN 11 - 22'10'' SLIDE OUT

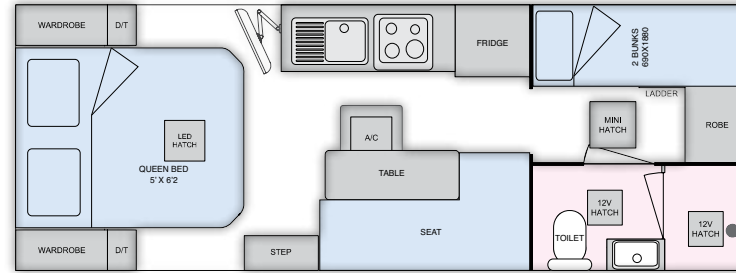


Family Floor Plans



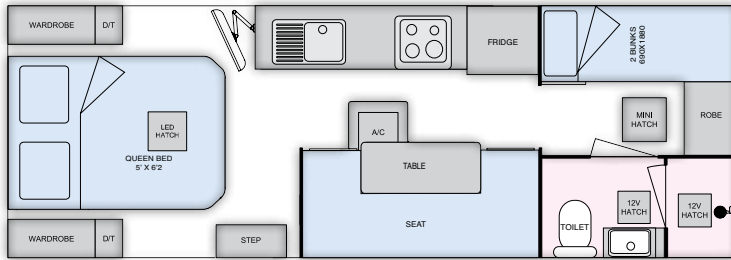
FAMILY 1JF - 17'6"

SLEEPS UP TO 5



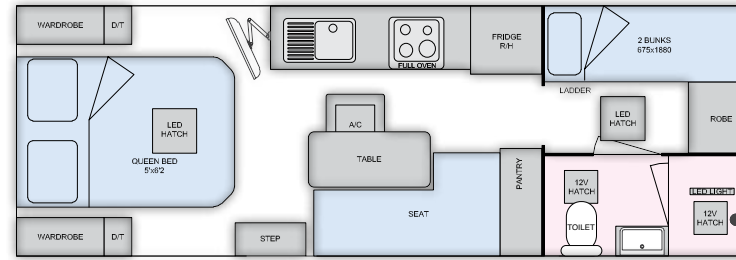
FAMILY 2 - 21"

SLEEPS UP TO 5



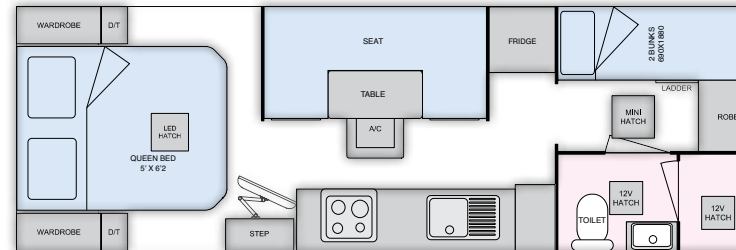
FAMILY 2-5 - 21'10"

SLEEPS UP TO 5



FAMILY 2-6 - 21'10"

SLEEPS UP TO 5



^FAMILY 3 - 22'10"

SLEEPS UP TO 5



AUSTRALIAN TOUGH



AUSTRALIAN MADE



100% AUSTRALIAN OWNED



BUILT TO LAST








National Manufacturing Headquarters


OFFICE ADMINISTRATION & MANUFACTURING


68 - 74 National Boulevard, Campbellfield, Victoria Australia 3061

Phone: (03) 9357 5934

Essential Caravans are proudly 100% Australian owned and made 

 sales@essentialcaravans.com

 www.essentialcaravans.com

 [EssentialCaravans](https://www.facebook.com/EssentialCaravans)

 [EssentialCaravanAu](https://www.instagram.com/EssentialCaravanAu)



All Information contained in the brochure was correct at the time of printing and is subject to change without notice. Photographs for illustration purposes only and may show some non standard items or features. Standard features may change due to ongoing product improvement and availability. Talk to your dealer today.